







Paint Application Instructions


- Please review application and fill in all pertinent areas.
- Choose appropriate colors from approved color palette available on City website (Lauderhill-fl.gov) or at City Hall.
- Number color selection. For example: 1, 2, 3
- Complete color selection chart with numbered color selections corresponding to appropriate area of House. For Example: Walls = 1, Fascia = 2, Drip Cap/Edge = 2, Doors and Jambs = 3.
- Attach numbered color sample to application.
- Return to building department and submit to permit clerk for department review. Permit should be issued within a few days.
- Approved Copy will be mailed.
- Place approved application copy in front window during painting.
- Complete painting within 60 days. Additional 30 days extension will be granted when requested via email or phone call.
- Existing colors being left on the building must be noted on the application in the appropriate building description area.
- Call when painting is completed for final inspection.


Painting Guidelines


-  “If your building, structure, wall or fence or any combination of the above are subject to an existing Homeowner’s, Condominium, or Maintenance Association with a recorded Declaration of Covenants and Restrictions etc., paint must be consistent with the colors specified in such documents.”
-  “A residential building, structure, wall and fence exterior colors shall not exceed three, consisting of one base color and not more than two trim or accent colors for such areas as fascia boards, doors, door casings, window casings, shutters, columns, coining (corner treatments), and architectural relief.”
-  “Perimeter walls, fences and other structures on the property shall be painted the same colors as the building, with the main body of the wall, fence or structure the same as the building and any structure, wall or fence trim the same trim as the building.”
-  “Walls and fences along gateway roads designated in the Land Development Regulation shall be painted uniformly.”
-  “Stone and brick exteriors may be left unpainted and shall not be considered as one of the three colors.”

 “A paint permit shall not be required to repaint a building, structure, wall or fence the same color as it is currently, provided such building, structure, wall or fence is in compliance with the color palette.”

 “A paint permit shall not be required when the color white is the base color.”

 “Window frames and muntins are not subject to these regulations unless the window frame and muntin is to be painted or repainted. Window frames and muntins with a factory-installed color finish are not subject to these regulations. In the event that a window frame or muntin is to be painted or repainted, only one color shall be allowed, and such color used must match a color used on the building.”

 “Roof surfaces are not subject to these regulations unless the roofing material is to be painted or repainted. In the event that a roof surface is to be painted or repainted, only one color shall be allowed, and such color used must match a color used on the building.”

 Sub-section D of Article III, section 6.11.3 of the LDR provides relief section for those who are denied permit and want to appeal. See enclosed section for details.

*The above painting guidelines are taken directly from the Land Development Regulation (LDR) Article III, section 6.11. Paint standards and requirements.

Choosing Colors

The paint palette is a direct result of community direction. The residents of Lauderhill felt the need to have guidelines in choosing colors for painting residential structures in order to protect property values, personal investments, and protect neighborhood continuity. The Mayor and City commission passed a paint palette resolution after the community, representatives of the Planning and Zoning Committee, and staff participated in public meetings.

Three color designs shall follow paint manufacture recommendations. See enclosed color combinations. Do not mix and match design color groupings.

Colors must fit within the neighborhood color palette. For example earth tones, pastels, coffee colors, etc....

Fluorescent colors, dark colors such as black, red, green, traffic yellow, Dark Blue, Bright Blue are not acceptable for base colors. Dark color combinations are not acceptable for example: Black – Trim and Dark Brown – Brown Base.

Broward County Paint Program

When using the paint from the Broward County Paint Program the following color combinations are allowed:

Two Color Combination

Beige Walls with Trim in Beige or Grey